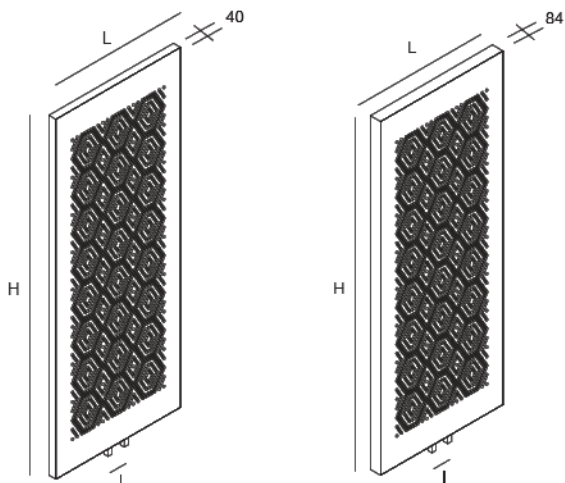


## VD 2109

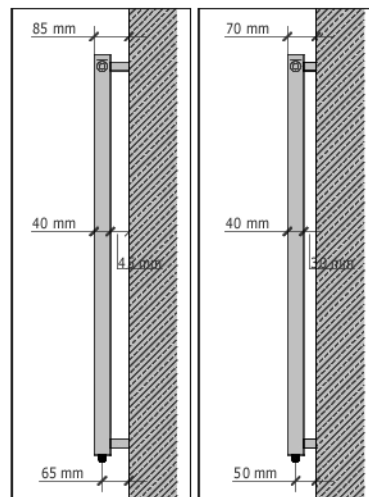


Modèle standard

Modèle forte puissance

PROFONDEUR  
STANDARD  
Fixation 45 mm

PROFONDEUR  
OPTIONELLE  
Fixation 30 mm



Watt  $\Delta T 50^\circ C$

dimensions		largeur									
		320	480	640	800	960	1120	1280	1440	1600	1760
hauteur	520	343	477	611	745	879	1014	1148	1282	1416	1550
	680	424	597	771	944	1118	1292	1465	1639	1813	1986
	840	504	717	930	1143	1356	1570	1783	1996	2209	2422
	1000	584	837	1090	1342	1595	1848	2100	2353	2606	2858
	1160	664	957	1250	1761	1898	1968	2259	2590	2891	3159
	1320	744	1077	1409	1960	2136	2246	-	-	-	-
	1480	824	1197	1569	2159	2375	2524	-	-	-	-
	1640	904	1317	1729	2358	2614	2802	-	-	-	-
	1800	984	1437	1888	2557	2852	3080	-	-	-	-
	1960	1064	1557	2048	2756	3091	3358	-	-	-	-
	2120	1144	1677	2208	2955	3330	3636	-	-	-	-
	2280	1224	1797	2367	3154	3568	3914	-	-	-	-
2440	1304	1917	2527	3353	3807	4192	-	-	-	-	

Modèle forte puissance

Watt  $\Delta T 50 C$

dimensions		largeur									
		320	480	640	800	960	1120	1280	1440	1600	1760
hauteur	520	463	644	825	1006	1187	1369	1550	1731	1912	2093
	680	572	806	1041	1274	1509	1744	1978	2213	2448	2681
	840	680	968	1256	1543	1831	2120	2407	2695	2982	3270
	1000	788	1130	1472	1812	2153	2495	2835	3177	3518	3858
	1160	896	1292	1688	2377	2562	2657	3050	3470	3902	4265
	1320	1004	1454	1902	2646	2884	3032	-	-	-	-
	1480	1112	1616	2118	2915	3206	3407	-	-	-	-
	1640	1220	1778	2334	3183	3529	3783	-	-	-	-
	1800	1328	1940	2549	3452	3850	4158	-	-	-	-
	1960	1436	2102	2765	3721	4173	4533	-	-	-	-
	2120	1544	2264	2981	3989	4496	4909	-	-	-	-
	2280	1652	2426	3195	4258	4817	5284	-	-	-	-
2440	1760	2588	3411	4527	5139	5659	-	-	-	-	

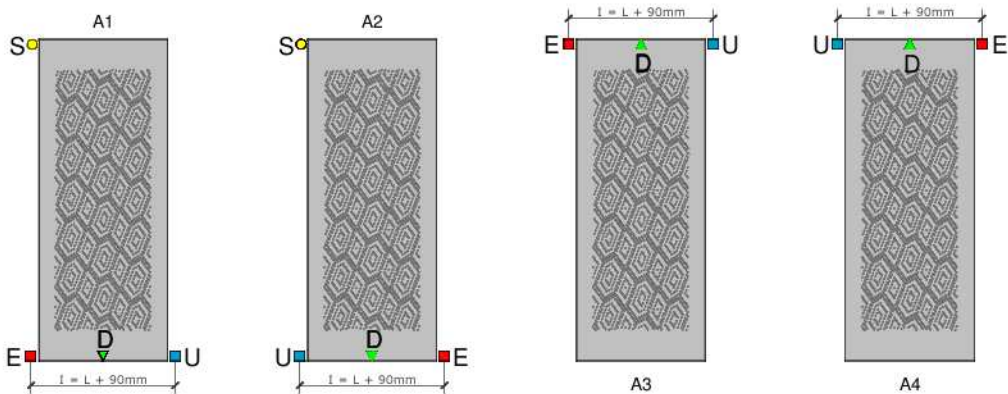
# MODALITÉ D'INSTALLATION

MODALITÉ D'INSTALLATION STANDARD

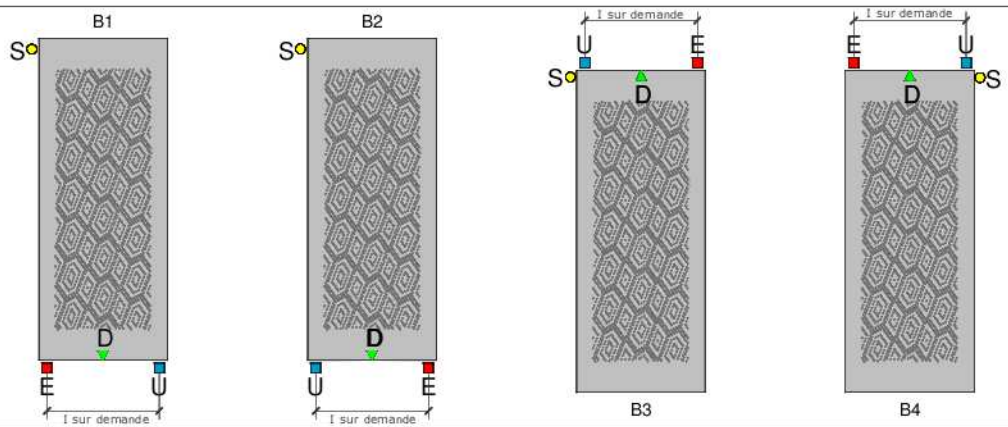


- E = entrée
- U = sortie
- ▲ D = diaphragme
- S = purgeur
- | = entraxe

INSTALLATIONS SPECIALES SUR DEMANDE A



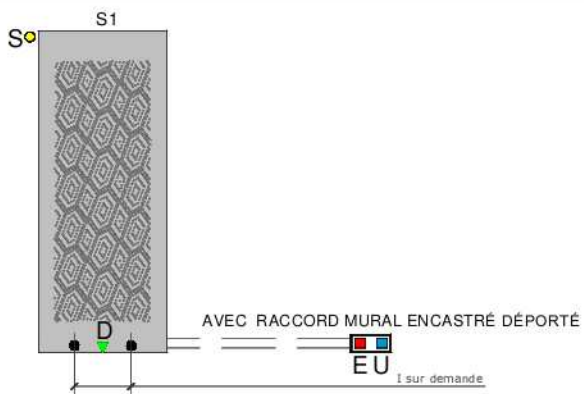
INSTALLATIONS SPECIALES SUR DEMANDE B





INSTALLATIONS SPECIALES SUR DEMANDE C



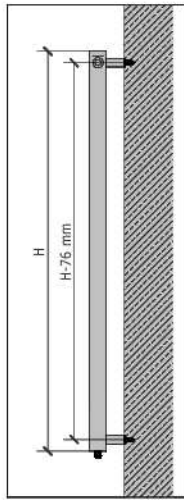
INSTALLATIONS SPECIALES SUR DEMANDE



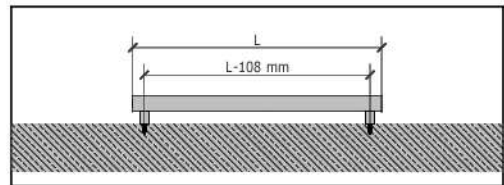


## FIXATIONS MURALES

### VERSION VERTICALE




### VERSION HORIZONTALE




## VERSION ELECTRIQUE

### CONFIGURATIONS POSSIBLES


A




B



C



D



E

