

VD 4506

For correction factors different to $\Delta T 50^{\circ}\text{C}$ see page 107
 Thermal yield $\Delta T 50^{\circ}\text{C}$ - Watts per radiator
 To help you correctly fill out the code relative to the item required see examples on page 3

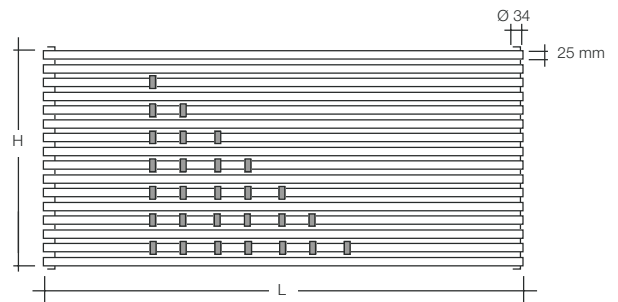
The model is created with 25 mm diam. tubular steel elements arranged horizontally and featuring coloured ceramic rings.

The customer can choose the colour of these rings provided they are plain colours, whereas dual colours are at the discretion of Tubes.
 If you choose only one colour we recommend you contact our sales/technical dept. to be informed on colour availability.

The horizontal elements of the model have a 40 mm pipe centres. This radiator only comes in one width i.e. 120 cm, whereas the heights can vary from 64cm to 88cm.

BRACKET SUPPORTS
 Model cannot be supplied with bracket supports.

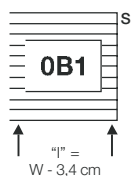
PACKING
 The cardboard packing box is included in the price of sale of the products, and for the model it contains the complete wall fixing support Kit and the manual vent valve.



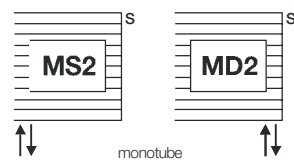
Width (cm)	Height (cm)	Standard connections	Pipe centres between connections (cm)	Watt $\Delta T 50^{\circ}\text{C}$	Kcal/h $\Delta T 50^{\circ}\text{C}$	RAL Colour
120	64,0	B1	116,6	1025	881	9010
120	72,0	B1	116,6	1152	990	9010
120	80,0	B1	116,6	1278	1098	9010
120	88,0	B1	116,6	1403	1206	9010

CONNECTIONS
 The standard model is supplied with "OB1" connections.
 Should different types of connections be required, such connections must be strictly specified in the order.


Standard connections
 standard connection supplied, if not otherwise specified in the order



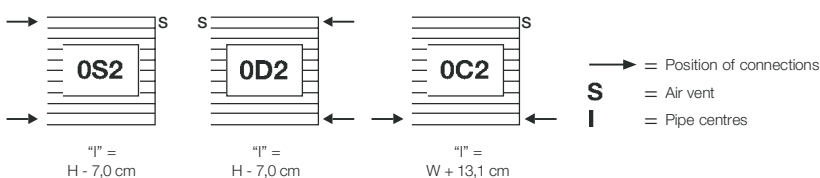
Connections on request
 connections available on request WITHOUT any additional charge



Custom-made connections
 connections available on request WITH additional charge (see page 105)



Special connections
 connections available on request WITH additional charge



Specify "d" and "i"