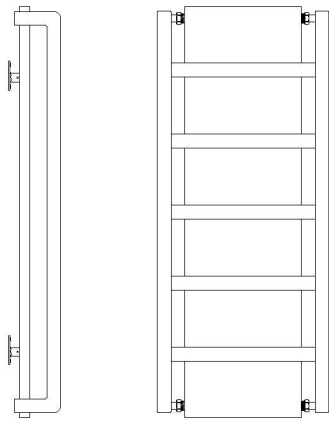
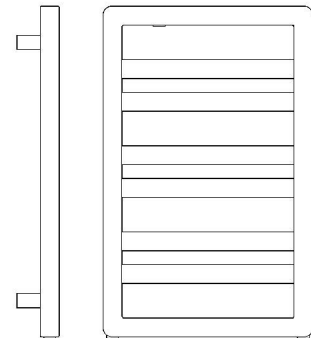



## VD 51 RADTEMP



VD 5141



VD 5142



VD 5143




### SPECIFICATIONS


Model	Dimensions Overall (mm)			Tube Ø (mm)	Heat Output 50°CΔt		Electric Element Wattage
	H	W	D		Watts	Btu/hr	
VD 5141	1200	500	150	40+40x20	787	2686	300
VD 5142	710	450	90	40+40x20	300	1024	100
VD 5143	340	450	90	40+40x20	144	491	75




## VD 51 RADTEMP




VD 5145



VD 5146



VD 5147



VD 5148



### SPECIFICATIONS

Model	Dimensions Overall (mm)			Tube Ø (mm)	Heat Output 50°CΔt		Electric Element Wattage
	H	W	D		Watts	Btu/hr	
VD 5145	140	1500	90	40	256	873	125
VD 5146	200	800	90	40+40x20	199	679	100
VD 5147	620	450	120	40+40x20	199	679	75
VD 5148	1800	320	120	40+40x20	784	2675	200